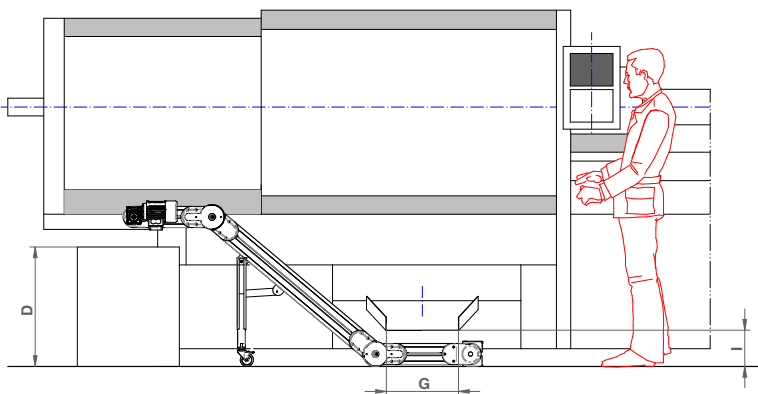
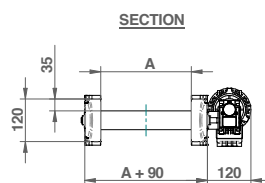


technical features

- Structure made of aluminium anodised profile height 120 mm
- With side panel not removable height 35 mm
- Smooth PU belt, slats h 30 mm pitch 400 mm, vulcanised belt joint. Temperature resistance from -10°C to + 90°C
- Transmission group composed of: three-phase motor, worm reduction unit with lubrication for life
- Fixed standard speed ~3 m/min
- Equipped with Start/Stop motor cut-out
- Standard motor supply voltage 400V/50 Hz



required dimensions

A (mm) 155 255 355

D (mm) _____

G (mm) _____

I (mm) _____

capacity Kg _____

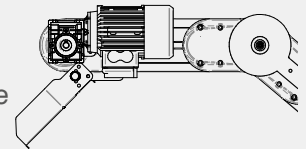
material to convey _____

specify presence of lubricant colorant or other fluid if present _____

optional

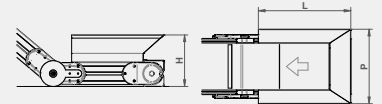
UNLOADING CHUTE

standard unloading chute



LOADING HOPPER

loading hopper



CONVEYOR BELT

- smooth:
in PU grey colour with slats h _____ mm and pitch _____ mm
- high grip:
high grip grey colour without slats
- high grip :
high grip grey colour with slats 12x12 mm and pitch _____ mm

TRANSMISSION GROUP

Mounted on the RIGHT side

CONTROL PANEL - REQUIRED FUNCTIONS

- START / STOP (standard)
- INVERTER
independently from the functions programmed in the control panel, it is always possible to adjust the conveyor speed
- ROBOT - PULSE
a clean signal coming from the Robot decides the Start of the conveyor. When the running time is over the control panel stops the conveyor and waits for the next signal to repeat the cycle. The panel is complete with a plug for its connection to the external signal
- FEEDER
a clean signal coming from the Robot decides the Start of the conveyor. The conveyor runs for the duration of the signal coming from the Robot. The panel is complete with a plug for its connection to the external signal
- PAUSE - WORK
programming the control board in this function, it is possible to set the conveyor's STOP and WORK time, causing his intermittent advancing, independently from any external signal

NOTE
